


Canvas Print & Play Instructions

Rulebook PDF: <http://bit.ly/canvasrulebook>

Player Count: This Print and Play contains enough components for 1-2 player games. *(The final game will be playable up to 5 players.)*

Cards: Cut out the 9 Scoring cards *(The final game will have 12 tarot-sized Scoring cards)* and the 30 Art cards *(The final game will have 60 tarot-sized Art cards)* along the dotted lines. Cut out the empty slots at the bottom of the Art cards so that each has exactly 2 tabs like this example:







Sleeves: If you have clear sleeves, we recommend sleeving the Art cards to avoid the tabs getting tangled or ripped. *(The final game's Art cards will be made of clear plastic, so they won't have tabs.)* The rules state that you should sleeve 3 Art cards together when completing a painting. I don't recommend doing this for the Print & Play. Instead, just lay the cards on top of each other.




Inspiration Tokens: Use coins or tokens from another board game. You'll need 4 tokens per player.


Play Mat: You do not need the play mat for the Print & Play.

Ribbons: Use 32 cubes or tokens (4 colors, 8 of each color) from another board game or cut out the ribbons below:











Repetition



3 | 7 | 11 | 16

Emphasis



1 | 4 | 8

Style



4 | 9 | 15

Rhythm

3 of the Same + 2 of the Same

3 | 6 | 10

Composition

All are filled

1 | 3 | 7

Unity

6 of any

3 | 7 | 11

Proximity



2 | 5 | 8 | 12

Movement

3 of the Same in a Row

4 | 8 | 13

Variety



2 | 5 | 9