

HOW TO PLAY

FAMILY FLUXX®

OVERVIEW

Family Fluxx is an easy game to learn because every card carries its own instructions. Many people find that the best way to learn is by jumping right into a game, but that usually works best if at least one player in the group has played a Fluxx game before. So, if this is the first time for everyone, someone in the group needs to read these rules. But don't worry, after you've played the game a few times, everyone will understand!

SETUP

Place the Basic Rules card in the center of the table. Shuffle the deck and deal three cards to each player. Place the remainder of the deck face down next to the Basic Rules to form a Draw pile. At the start of the game, there will be no Goal or New Rule cards in play – they will be added as the game progresses.

How to Begin



Start by putting the Basic Rules in the middle of the table.



Shuffle the deck.

Deal three cards to each player.



GOING FIRST

Whoever "calls" it goes first. The best way to call it is to just reach out and draw a card from the deck.

HOW TO PLAY

Fluxx games are about change, so this game will change as you play it. The game begins with just a couple of very simple rules, and becomes more complex as additional rules are added via special cards called New Rules.

Start by following the Basic Rules (draw one card & play one card), and adapt to all additional New Rules as they are played. Players take turns, going clockwise around the table, drawing and playing the indicated number of cards until someone meets the current Goal condition.

Goal cards set the winning conditions. Meeting the Goal will require that you have a specific combination of cards called Keepers on the table in front of you. When a new Goal is played, it replaces the old Goal.

On Your Turn:

- 1) Draw the number of cards currently required.
- 2) Play the number of cards currently required.
- 3) Discard down to the current Hand Limit (if any).
- 4) Comply with the current Keeper Limit (if any).

When playing a card, you may choose any card in your hand. If you aren't sure how a card works, try reading the full text aloud as you play it.

HOW TO WIN

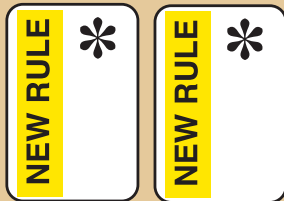
The game continues until someone meets the conditions of the current Goal. That player wins instantly, no matter whose turn it is!

Sample Game (in progress)


Goals are played to the middle of the table.



PLAYER 1



New Rules are played next to the Basic Rules in the middle of the table.



PLAYER 2



PLAYER 4

When you play a Keeper, it is placed on the table in front of you.



Discard Pile (face up)



PLAYER 3

Actions are used, then placed in the discard pile.



CARD TYPES



BASIC RULES: This is the starting point – the foundation on which the rest of the game is built. These initial rules will be superseded by New Rules during the course of play, but this card should remain on the table at all times. The Basic Rules are: Draw 1 card per turn and Play 1 card per turn (with no other restrictions such as Hand or Keeper Limits).



NEW RULE: To play a New Rule, place it face up near the Basic Rules. If it contradicts a New Rule already in play, discard the old rule. New Rules take effect instantly, so all players must immediately follow the New Rule as required. This will often cause the player whose turn it is to draw or play additional cards right away, or it may cause other players to immediately discard some of their cards.

Example: After drawing 1 card, you play the “Draw 3” New Rule. Now the rules require you to Draw 3 cards on each turn, but since you only took 1 card before, you must immediately draw 2 more cards. The next player draws 3 cards. He plays the “Draw 2” which changes the rules again, but he draws no more, having already gotten (at least) 2 cards. Since Draw 2 contradicts Draw 3, the Draw 3 is discarded.



GOAL: To play a Goal, place it face up in the center of the table, discarding the previous Goal (if any). The game begins with no Goal in play, so no one can win until one is played. The Goal applies to everyone; as soon as someone meets these conditions, they win! (Even if it's someone else's turn!)



KEEPER: To play a Keeper, take it out of your hand and place it on the table in front of you, face up. Most Goals require you to have a particular pair of Keepers, so playing a Keeper is always a good thing.



ACTION: Actions are used once and discarded. Just do whatever the card says, then place it on the Discard Pile. Actions can sometimes cause major chaos, and yet at other times, have no effect at all. Note that while some Actions may cause additional cards to be played, everything that happens as a result of an Action card is considered part of one “play.”

Example: If you play the Action called “Use What You Take” you will take a card from another player's hand and immediately play it. If that card is “Draw 2 and Use 'em” you'd keep going, drawing 2 more cards and immediately playing them both. All of this activity would be counted as the playing of just one card.

NOTES

If the Draw pile runs out, shuffle the Discard pile, turn it over to make a new Draw pile, and keep playing.

New players may join at any time by being dealt a hand of three cards.

Regarding Discarding:

Discarding a card is not the same as playing it. When a card is played all instructions on that card must be followed, if possible. You cannot simply discard unwanted cards; you can only discard if compelled to by a Hand Limit. (Yes, this means you could be forced to play a card that makes someone else win.)


FREQUENTLY ASKED QUESTIONS

Q: What happens if I want to play a New Rule but there's already a New Rule in the center on the table? Does it replace the old New Rule, or do they peacefully co-exist?

A: It all depends on contradictions. There's no limit on the number of New Rules that can be in play at once, as long as they don't interfere with each other. If the New Rule you are adding has nothing to do with the existing New Rule, both rules remain. However, if both rules are about the same thing, for example how many cards to Draw, then the new card becomes the rule and the old rule is discarded.

Q: What if a New Rule, such as Play 3, contradicts the Basic Rules?

A: The New Rule still supersedes the Basic Rule, but the Basic Rules card does not get discarded. To help to avoid confusion, the New Rule can be placed to cover-up the portion of Basic Rules it replaces, as shown.



Q: What if the Rules require me to Play 3 but I only have 1 card?

A: Play as many as you can. Your turn ends when you have no cards left in your hand, even if you are supposed to play more.

Q: Suppose the rule is Play 2 and for my second play I change the rules to Play 3. Do I play one more card or am I done because I played 2?

A: All rules take effect immediately, so you would need to play 1 more card because the rules at that point had become Play 3.

Q: Can you use “Trash a Keeper” to discard one of your own Keepers?
A: Yes.

Q: How do I interpret the “Play All” card? If, by playing my cards, I receive more cards in my hand, do those new cards have to be played as well, so that I will always end up with zero cards in my hand at the end of my turn as long as Play All is on the table?

A: Yes.

Q: Suppose it's my turn, and the current Goal says you need 2 Keepers to win, and I have one of them, and someone else has the other Keeper on the table. Can I just grab it from him and win?

A: That would be cheating, unless you play the “Steal a Keeper” Action card which allows you to do exactly that.

Q: If I play a Keeper, and I already had a Keeper, do I have to discard the first one to play the new one? Is there a Limit to the number of Keepers I can have in play?

A: You can have as many Keepers in front of you as you want, unless a Keeper Limit New Rule card is played. Even then, you can play as many Keepers as you want during your turn and only decide which ones to keep and which ones to throw away (so as to comply with the Keeper Limit) when your turn is over.

Q: Suppose there's a Hand or Keeper Limit rule in play when my turn begins, but, during the course of my turn, the limit card is removed and discarded as a result of another Rule card or Action card. Is it still necessary for me to discard down to the limit that is no longer in play?

A: Nope! Just as Rules take effect immediately, their effects also cease the moment the rule disappears.

Q: Does a Hand Limit mean “hold the limit number, unless you already have fewer cards, in which case hold that lower number”?

A: Yes. It's not a quota that you must draw up to in order to meet, it's simply a cap on the number of cards you're allowed to hold.

Q: When discarding cards because of a Limit rule, do you get to choose what to discard, or is it random?

A: You get to choose.

Q: Do I get to play any cards or take any actions when it's not my turn?

A: When it's someone else's turn, there's not much you get to do -- there are no cards you can play out of turn. But you will sometimes need to make minor decisions and perform card maintenance during other players' turns. For example, if someone plays a Hand Limit and you have more cards in your hand than are allowed, you'll need to decide what to keep and what to discard.

Q: If the “Trade Hands” card is played and the rest of the players have no cards, is that player required to give away the rest of his cards for nothing in return or is the action optional?

A: If you play the card, you have to carry out the action, so yes, you'd have to give away the rest of your hand and get nothing in return if everyone else is empty handed. It says on the card, “This is one of those times when you can get something for nothing.” Well, it's also a time when you might give something away and get nothing back!

Q: Suppose I play “Draw 2 and Use 'em” and I draw two Goals, and one of them will cause my opponent to win. Can I play the two Goals in instant succession, with the one that doesn't make them win on top, so that they don't get to win?

A: No. Any time a Goal is played, it provides a chance for someone to win with those conditions. No matter how briefly that Goal is in play, it counts, and if someone meets the conditions in that instant, they win.

Q: If you play “Use What You Take” and pull a Keeper, do you use it on the person you took it from or does it go in your own Keeper collection?

A: YOU play the card you stole, so you get to keep the Keeper.

Q: Can you answer more of my questions on the internet?

A: Yes! Please visit LooneyLabs.com for the latest FAQ updates!

Look for other Looney Labs games at a game store near you: <http://roster.looneylabs.com>

CREDITS

Family Fluxx is based on Fluxx, published in 1997.

GAME DESIGN: Andrew Looney

ILLUSTRATIONS: Artwork by Alison Looney

PACKAGE DESIGN: Larry Paine & Associates

PLAYTESTERS: Kristin Looney, Alison Looney, Marlene Bruce, the Wonderland Toast Society, & countless gamers everywhere

Fluxx® is a registered trademark of Looney Labs®



Copyright © 1997-2010 by Looney Labs, Inc.
PO Box 761
College Park, MD, 20741 USA

Printed in the USA
by Delano Service

Item #LOO-043 ISBN #1-929780-90-7