



MIND UP!

A GAME BY
MAXIME RAMBOURG
ART BY
CHRISTINE ALCOUFFE

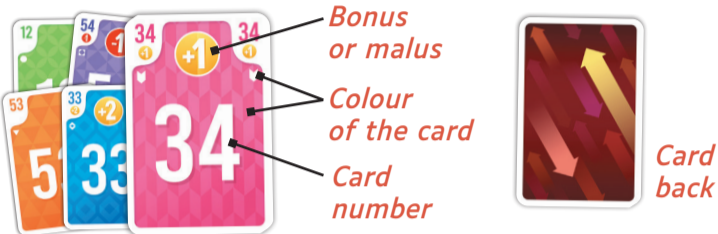
GAME FLOW

A game of *Mind Up!* plays in 3 rounds, each being played over several turns. Each turn, you compete with the other players to obtain the cards in the center of the table. Guess what your opponents will play, choose the right number from your hand so that you can place your card next to the card you want to take!

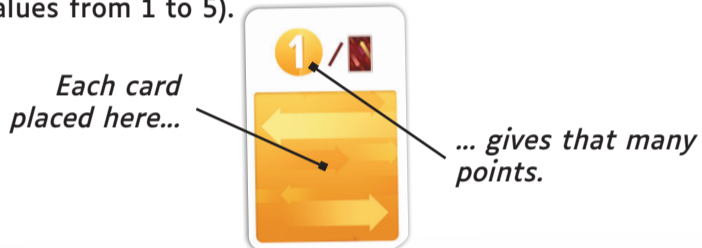
COMPONENTS

104 cards
distributed as follows:

■ **60 main cards**, numbered from 1 to 60 (12 per colour).



■ **30 Scoring cards**, in 6 sets of 5 cards each (values from 1 to 5).



■ **14 Bonus Objective cards**, used only in the Optional game mode (see on the back of this leaflet).



SET UP

Shuffle the 60 main cards into a face down deck **A**.

Deal 7 cards to each player. Players keep their hand secret **B**.

Make a row by revealing as many cards of the deck as there are players in the game. Arrange these cards in ascending order, regardless of their colours, bonuses or maluses **C**.

Deal a set of 5 Scoring cards to each player. Each set of Scoring cards has a symbol on its back. Each player should have a card of each value, from 1 to 5. Put all unused Scoring cards sets back in the box.

Randomly select a player. That player shuffles their 5 Scoring cards, then reveals them one by one, placing them in a row from left to right, announcing which card was revealed **D**. All the other players place their own Scoring cards in front of them in a row, in the same order **E**.



Setup example for 4 players.

Christine has revealed and announced the Scoring cards order for everyone: 2 - 4 - 1 - 5 - 3.

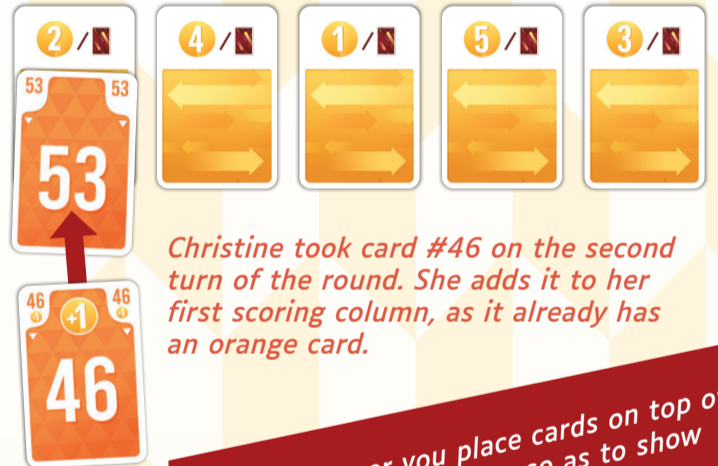
TURN FLOW

Each turn of a round, players simultaneously select a card from their hand and place it in front of them, face down.

When all players are ready, those cards are revealed and placed, in ascending order, just below the center row; the smallest number goes under the first card, and so on until the biggest number, which goes under the last card in the row.



Each player takes the card located above the card they just played, and places that card on one of their Scoring cards, according to the following rules: if there already are one or more cards in the same colour as the card they just took, they place the taken card on top of them. Otherwise, they place it on the first empty Scoring card, starting from the left.



Christine took card #46 on the second turn of the round. She adds it to her first scoring column, as it already has an orange card.

NOTE: whenever you place cards on top of each other, overlap them so as to show the top half of the covered card.



Maxime takes card #37. He does not have a column with blue cards... yet. He places this card in the first free Scoring column, the second one.

Cards played this turn stay where they are in the center of the table: they will be the cards players can obtain next turn. Observing this sequence, play multiple turns until all players have **only one card left in hand**. All players place this last card in their tableau, as if they had taken it from the center row. This puts an end to the round.

SCORING POINTS

As the round ends, each player counts the points of the cards they have put on their Scoring cards, following this procedure:

First count points for each colour: multiply the value of the Scoring cards by the number of main cards in that column. Add up the 5 scores, one for each colour.

Then, each bonus (yellow bubble) and each malus (red bubble) on the cards you've collected changes your score for this round.

Note the score for each player, then start a new round (except if you just played the third round, as it is the last).



Christine starts by counting her score for each colour. She scores 4 points for purple (2 cards x 2 points), 4 for blue (1 card x 4 points), 1 for green (1 x 1 point), 15 for orange (3 x 5 points). Her last column is empty. It scores 0 points (0 x 3 points). Her colours score her 24 total points.

This score is then modified by maluses and bonuses from her cards. She scores +1 bonus points (+2 -1 -1 +1 = 1). Her total score for the round is 25 points (24 + 1).

NEW ROUND

Leave the cards in the center of the table where they are. They become the new center row.

Instead of dealing a new hand of cards, all players take the main cards currently on their Scoring cards, as their new hand, and draw an extra card from the deck. The 2nd round is played with a hand of 8 cards and the 3rd with 9 cards.

A player randomly draws a new order for the 5 Scoring cards, and each player rearranges their cards in the new order. The new round can start.

GAME END

At the end of the 3rd and last round, players add the score they had in each round.

The player with the highest total is the winner. In case of a tie, the winner is the player who scored the most points in the last round.

If the tie persists, tied players share victory.

CREDITS

A game by Maxime Rambourg,
illustrated by Christine Alcouffe,
published by Catch Up Games and
distributed by Blackrock Games

Project manager: Sébastien Kihm
Layout: Jérôme Soleil
French proofreading: Camille Mathieu
Translation: Mathieu Rivero
Production manager: Benoît Stella (Synergy Games)

CATCH UP
GAMES

OPTIONAL GAME MODE

BONUS OBJECTIVES

Once you know how to play well, you may, if you wish, add this variant.


At the beginning of the game, shuffle all 14 Bonus Objective cards. At the start of each round, reveal one at random and place it close to the play area. When scoring points, each player checks if the cards laid out on their Scoring cards meet the indicated condition.

If it is the case, the bonus or malus of this card is added (or subtracted) from their score.

Once each player has checked the Bonus Objective card, discard it and replace it with a new random one.

If you want to make the game more complex, you may reveal multiple bonus objectives each round (5 maximum), as long as the letter in the bottom right corner of the card is different for each card.


If you decide to include 3 or more cards, keep them for the entire game instead of renewing them each round.




+2 if you have 1 or 3 orange cards.




-2 if orange cards are in the scoring column with either value 1 or value 2.




+2 if you have 2 or 4 blue cards.




+2 if blue is the colour you have the most cards of (or if blue is tied).




-2 if you are the player with the least pink cards (or are tied for the least pink cards).




+2 if you are the player with the most pink cards (or are tied for the most pink cards).



+2 if no colour is on the right of the green column.




+2 if green cards are in the scoring column with either value 4 or value 5.



+2 if you have more purple cards than orange cards (or the same number).




-2 if you are the player with the most purple cards (or are tied for the most purple cards).




+2 if you have cards in all 5 colours.



+2 if you have exactly 3 colours.



-2 if you have at least 1 colour with exactly 3 cards.



+2 if you have at least 1 colour with exactly 4 cards.