

## **General Rules Questions**

**My Character travelled to Location A. Then, another Character already in Location A starts to Explore. Am I allowed to join them? Doesn't it count as taking two Actions in a row?**

*You can! By default, players should take turns making their Actions, but joining someone else's Action does not count against this limit.*

**I have a list of choices in the Exploration Journal. Am I allowed to read the cost and the result of each of them before I make a choice?**

*Yes, as long as the results are in the same Verse! Any results that were intended to be secret are hidden behind redirections to other Verses or the Book of Secrets.*

**Help! I drew an Event card that doesn't seem to make sense story-wise.**

*Please return to recently revealed Event cards and re-read them. Event cards often ask you to put some additional Random Events and Special Events on top of the deck – overlooking this might result in drawing a card you shouldn't draw at this point in the game.*

**Can I run out of Event cards in the deck if I play one Chapter long enough?**

*No. When properly maintained, the Event deck will keep adding new events indefinitely, until you finish the Chapter.*

**Can I move more than one Location away as one Action?**

*Default Travel Action moves a Character only one Location away, in a straight line. However, players may agree to let a Character have two such Actions in a row – for example if they want this Character to join them before they all Explore. The “one Action at a time” rule is only meant to manage the downtime. It should never prevent you from strategizing or cooperating with your team.*

**My Party reached a Journal choice or redirection that says: “If you're Ailei...” Are we allowed to proceed even if Ailei is one of several Party members?**

*Yes! As mentioned in the “How to Use the Exploration Journal,” it is always enough for one Party member to meet the requirements in order to unlock the choice for the entire Party. This also applies to Character-specific choices.*

**My Party reached a Journal entry that says “Gain 1 Wealth”. Do we all get one? If not, who gets it?**

*As explained in “How to Use Exploration Journal” section, the Party receives 1 point of Wealth and has to assign it to one Party member. All scalable rewards use the “each Party member gains” wording instead. Please keep in mind that many rewards are static and need to be shared – after all, an amount of gold in a chest won't multiply just because more Characters dug the chest out. There are also rare static penalties that need to be assigned to chosen Characters.*

*If Party members can't agree on who receives the reward or the penalty, the Chronicler makes the final call. If there's no Chronicler, the Character with the lowest character number decides instead.*

*Remember that in Tainted Grail you lose or win together! We encourage players to discuss and find solutions that would maximize their chances as a team.*

**My Party reached a journal entry that said: “Move to the lowest-numbered connected Location.” Do we all move, or does only one Character move?**

*Parties cannot split mid-exploration unless explicitly stated in the Journal. Each effect that moves Characters moves the entire Party. The same goes for effects that result in passing the whole day.*

**When exactly am I allowed to change the Armor, relics, and weapons I'm using?**

*As outlined in the “Items” and “Playing the Game” sections of the Rulebook, players equip their Characters at the Start of the Day and are only allowed to change their active Items when they acquire a new Item or lose a part of their equipment.*

*The purpose of this rule is to avoid players changing or micro-managing their entire equipment several times a day, with specific Encounters in mind – after all, when a hill troll jumps out at you, it's too late to change out of your diplomat's robe into something more sturdy!*

**What if I run out of Menhir models, tokens or markers?**

*Running out of Menhirs is impossible, as only three Menhirs may stay active on any given moment. If you decide to activate a fourth Menhir, you need to take it from another Location of your choice.*

*Tokens and markers should never run out in a standard game. However, in the extremely unlikely event they do, you are free to use any temporary replacement pieces (such as dice or wooden cubes) until some of the components are freed.*

**If a card asks me to lose some Resources, can I still play the card if I have less than the indicated number of Resources?**

Yes. Loss effects always trigger, even if you have nothing more to lose. For example, if you have 0 Reputation, you can trigger effects that cause you to “Lose 1 Rep” (but you can’t trigger the effects that require you to “Pay 1 Rep”).

**If you lose a point in an Attribute, do you have to lose the skill card attached to this Attribute first?**

Yes. As mentioned in the “Buying Skills” section of the Rulebook (page 12), each Skill card also represents a point of the Attribute. If your Aggression is 3 (two markers in Aggression slots + a skill card with third Aggression point) and you lose a point of Aggression, you need to remove this skill card.

## Combat and Diplomacy Questions

**Some diplomacy Encounters cause you to lose Wealth or Energy on Response (for example, “Temptations”). What happens if I run out?**

If an Encounter has any unusual win or lose conditions, they are defined on the card. “Temptations” have no special end condition, therefore Characters in this Encounter will keep losing 1 Energy and 1 Wealth with each Response until they win, decide to Escape, or someone runs out of Diplomacy cards.




Please keep in mind that “loss” can always trigger, even if you don’t have enough Resources. For example, if you have 1 Energy, “lose 3 Energy” will simply put you at 0 Energy.


**I’m playing Ailei’s “Empowering Brew” Combat card. Can I spend more Charges to multiply the bonus Keys by 4, 8, or even 16?**

No. This effect only doubles the bonuses printed on the card. Using it more than once per card would have no additional effect.

**Do you resolve “on placement” abilities before or after resolving the Key bonuses?**

After. The card becomes a part of the sequence only after you join its keys, so they need to go first.

**If multiple items and card abilities apply at the same moment, is there a specific order to resolve the effects? For example: the Enemy deals 2 damage. I have the Improvised Armor item (-1 , but can’t reduce  to 0) and the Battle Cry card (-1  ) in play. Can I first use the armor to reduce the damage to 1 and then use Battle Cry to negate the last point of damage?**

If any effects trigger precisely in the same moment (like two damage prevention effects kicking in at the same time), players are free to choose any order – usually the one that would benefit them most. In this case, you can indeed reduce  to 0.

## Other Questions

**I have another question, not mentioned here, please help!**

We will be expanding this FAQ in the future, and we encourage you to send any questions to [feedback@awakenrealms.com](mailto:feedback@awakenrealms.com). In the meantime, please allow your Chronicler to settle other disputes. The Chronicler’s responsibility should always be to moderate the game in a way that makes for the most exciting, fair campaign for everyone involved.

There is also a Community-run FAQ maintained on the Board Game Geek’s Tainted Grail forum. Though unofficial, it may help you with some other questions.




## Gameplay Balance

**This section contains balancing fixes and suggestions you may apply to make the game more fair.**

**Item Cards:**

- **Third Eye** – discard this Item after use.

**Rulebook:**

- **Story Mode** – If you decide to play the Story Mode, regardless of the number of players, use standard markers in the  track, instead of the T-shaped limiter. Your  does not limit your , and you never Panic in Encounters.

# Fall of Avalon - Known Issues

## Rulebook

- **Page 19** – The “clear activations” step is missing from phase III of the Diplomacy overview. It should read:

*Clear activations: Remove all Time Tokens from the Character Trays. This does not affect any Time Tokens left on the Combat Cards!*

## Exploration Journal and Book of Secrets

Please note that the following amendments contain spoilers. We suggest not to read them in full until you reach the amended Verse, especially since you may never see these Verses in your playthrough.

To easily remember that these Verses have an errata, you may mark them in your Exploration Journal before starting the campaign.

- **Location 112, Verse 3** – the correct ranges for this table are: 0-1, 2, 3-4, 5+.
- **Location 136, Verse 4** – the narrative section in this Verse was accidentally doubled. Ignore the first narrative paragraph.
- **Location 140, Verse 1** – the narrative section in this Verse comes from another Verse and should be ignored. Verse 1 shouldn't contain any narrative.
- **Location 140, Verse 11** – the second paragraph starting with “CONGRATULATIONS!” was accidentally doubled and should be ignored.
- **Location 142, Verse 5** – Party members should only gain the Exp and Food reward if they didn't already have statuses granted by this Verse.
- **Location 153, Verse 2** – the correct ranges for this table are: 1-3, 4-5, 6-7, 8+.
- **Location 190, Verse 17** – the part of this Verse that asks you to discard a Secret card is an error and should be ignored. The verse should not remove this Secret card from players!
- **Book of Secrets, Verse 174** – the second narrative Section in this Verse should read:  
*The Fore-dwellers have been gone from Avalon for six hundred years! The fact that one of them appeared here is the worst omen you could have possibly imagined.*
- **Book of Secrets, Verse 520** – the second choice in this Verse should read:  
*Change your mind and attempt to draw the sword – pick a Character who will attempt this and place a Quest token on their Character Tray to mark your choice. Go to Verse 508.*
- **Book of Secrets, Verse 643** – “Secret E (316)” should instead read: “Verse 316”, and “Secret A (521)” should instead read: “Verse 521.”

## Cards

- **Story Event, Chapter 7, Part 1:**

The first of three ways of completing this Quest should read: “Help to restore the Round Table and gain the “Crest of the Order” secret.”

The Success line should read: “as soon as you gain Secret card 19 or 51, go to Verse 490 in the Book of Secrets.”

# Age of Legends, Last Knight

## General Rules Questions

**In which order should I play those two campaigns?**

*You may play all campaigns (including Fall of Avalon) in any order – everything will work just fine. However, the order recommended for the best experience is Fall of Avalon, Last Knight, and then Age of Legends. If you have the Red Death expansion, you may play it right after finishing any of these campaigns.*

**Last Knight: What happens when I restore Health from a source other than Rest, and there is an Exposure marker blocking my maximum Health?**

*Unfortunately, you can't gain any more Health – you are freezing, and simple healing or rest won't help you until you warm up your body in settlements or using other means, such as the powerful Fiery Brew.*

**Last Knight: How does Mabd's ability (Stories Await) work in a Party?**

*Only Mabd Travels/Explores for free (also ignoring all rules changing the cost of travel, such as Heavy Rainfall). So, if there are 3 Characters (including Mabd) in a Party, the Travel/Exploration cost would be 2 Energy.*

## Age of Legends Save Sheet

The 'Long Campaign' status should have empty checkboxes instead of numbered ones.

Additionally, some numbered status parts listed on the Age of Legends Save Sheet are no longer used in the final version of the Age of Legends Exploration Journal. It does not affect gameplay in any way. They were kept to avoid renumbering other status parts in the final stage of development.

## Red Death

## Exploration Journal & Book of Secrets

To easily remember that these Verses have an official errata, you may mark them in your Exploration Journal before starting the campaign.

- **Location 430, Verse 1** – *the middle option should be changed to “Admire the views – go to Verse 5”.*
- **Location 490, Verse 1** – *the rules part of this Verse should also progress your event card and read: CONGRATULATIONS! You've completed your Quest! Find and resolve the Chapter 6: Part 3 card. Then, go to Verse 4.*
- **Book of Secrets, Verse 222** – *“Purge Outfit” Item should read “Purge Suit” Item.*
- **The number of Event cards on the component list is wrong** – *there should be 29 Event cards instead of 33.*

## Save Sheet

Some Red Death statuses are missing from the printed Red Death Save Sheet. We looked into this matter, and we released an updated RD Save Sheet PDF.

If you gain a status (or a status part) that's not present on your Save Sheet, please print and use the updated Save Sheet or add this status manually to your current one.

Red Death Save Sheet, December 2020 version:

[http://awakenrealms.com/wp-content/uploads/2021/01/Tainted\\_Grail\\_Red\\_Death\\_Save\\_Sheet\\_B5\\_corrected\\_08\\_01\\_2021.pdf](http://awakenrealms.com/wp-content/uploads/2021/01/Tainted_Grail_Red_Death_Save_Sheet_B5_corrected_08_01_2021.pdf)

Additionally, some numbered status parts listed on the Red Death Save Sheet are no longer used in the final version of the Red Death Exploration Journal. It does not affect gameplay in any way. They were kept to avoid renumbering statuses in the final stages of development.

# Monsters of Avalon: Past and the future

## General Rules Questions

**Some of the cards from the stretch goals campaigns are different from their Guardian versions from Monsters of Avalon: Past and the future. Is it intended?**

*Guardian versions of the cards were tested and balanced independently, and that's why they may differ from their base game counterparts. They may have different Difficulty, Values, Combat/Diplomacy tables, or even colors (meaning they go to a different Encounter deck).*

*This was done to keep the difficulty of the game with and without this pack similar, and to ensure proper Guardian distribution throughout all difficulty levels and decks.*

**What exactly should I do in order to use cards included in Monsters of Avalon: Past and the future expansion?**

*You should find and remove ALL cards from Stretch Goal campaigns that have the same name as cards in the Monsters of Avalon expansion. The full list of these card names and more information can be found in the Setup part of the Last Knight and Age of Legends Exploration Journals.*

*Then, you should add all cards from the expansion to the corresponding decks. Note that some of these cards will go to different decks and may have a different number of copies (such as Pale Lady card from the Age of Legends campaign).*