

---

**IN BATTLE,  
THERE ARE  
NO EQUALS<sup>®</sup>**

---

**UNMATCHED<sup>®</sup>**

**Buffy**  
the vampire slayer

---

**RULES**

---



# THE UNMATCHED SYSTEM

Unmatched is a miniatures dueling game featuring fighters of all kinds — from the page to the screen to the stuff of legends. Each hero has a unique deck of cards that fits their fighting style.

You can mix and match fighters from any Unmatched set. But remember, in the end, there can only be one winner.



03

# CONTENTS

**4** HERO MINIATURES



**125** ACTION CARDS



**8** HEALTH DIALS




**4** CHARACTER CARDS



**4** SIDEKICK TOKENS



**1** DOUBLE-SIDED BOARD  
WITH **2** BATTLEFIELDS



## BUFFY

- ▷ 35 action cards
- ▷ 1 Buffy hero miniature
- ▷ 1 Buffy character card
- ▷ 1 Giles/Xander sidekick token
- ▷ 2 health dials

## ANGEL

- ▷ 30 action cards
- ▷ 1 Angel hero miniature
- ▷ 1 Angel character card
- ▷ 1 Faith sidekick token
- ▷ 2 health dials

## WILLOW

- ▷ 30 action cards
- ▷ 1 Willow hero miniature
- ▷ 1 Willow character card
- ▷ 1 Tara sidekick token
- ▷ 1 transformation token
- ▷ 2 health dials

## SPIKE

- ▷ 30 action cards
- ▷ 1 Spike hero miniature
- ▷ 1 Spike character card
- ▷ 1 Drusilla sidekick token
- ▷ 3 shadow tokens
- ▷ 2 health dials

Before you play for the first time, assemble the health dials by punching out the two circles for each character and connecting them with a rivet.

# HEROES & SIDEKICKS

All of your characters in the battle are called your **fighters**, but your primary fighter is called your **hero**. Heroes are represented by miniatures that move around on the battlefield.

Your other fighters are called **sidekicks**. All of the heroes in this set have a single sidekick. (Some heroes in other sets have multiple sidekicks, and still other heroes have no sidekick at all.) Sidekicks are represented by tokens that move around on the battlefield.

Each hero has a **special ability** noted on their character card. This card also lists your fighters' **stats**, including the **starting health** of your hero and their sidekick. Fighters' health is tracked on separate health dials. Fighters cannot gain health higher than the highest number on their health dial.

05

## HOW TO PLAY

Players take turns maneuvering their fighters on the battlefield, playing schemes, and attacking their opponent's fighters. To win, you must be the first to defeat your opponent's hero, which happens when they are reduced to zero health.

**NOTE** These setup instructions and the following rules are for games with **2 players**. For rules on team play with 3 or 4 players, see page **18**.

# SETUP

1. Choose a battlefield and place it on the table.
2. Each player chooses a hero and takes the corresponding 30 action cards, character card, hero miniature, sidekick tokens, health dials, and any other components for their hero.
3. Each player sets their hero's starting health and their sidekick's starting health on the matching health dials. Starting health is found on the character cards.
4. Each player shuffles their action cards to form a single deck and places it face down, then draws **5** cards as their starting hand.
5. The younger player places their hero in the **1** space on the battlefield. Then they place their sidekick in a separate space within the same zone as their hero. If their hero is in a space that is part of multiple zones, their sidekick may be in any of those zones. If you have to make a decision about your fighters at the beginning of the game, (like choosing Buffy's sidekick) make it now.
6. The older player places their hero in the **2** space on the battlefield, then places their sidekick based on the same rules as in **step 5**.
7. The younger player takes the first turn.

06



## SPACES AND ZONES

The battlefield is made up of circular **spaces** that the fighters will move between. Each space can only contain one fighter at a time.

Two spaces connected by a line are **adjacent**. Adjacency is used to determine targets of attacks and various card effects.

The spaces of the battlefield are divided into **zones**, which are indicated by different colored patterns. All spaces with the same colored pattern are part of the same zone (even if they are in different parts of the battlefield).

If a space has multiple colored patterns, it is considered to be part of multiple zones. Zones are used to determine targets of ranged attacks and various card effects.



# YOUR TURN

On your turn, you **must take 2 actions**; you cannot skip an action. You may choose two different actions or the same action twice.

The possible actions are:

- ▷ **MANEUVER**
- ▷ **SCHEME**
- ▷ **ATTACK**

You have a **hand limit** of **7** cards. At the end of your turn, if you have more than **7** cards in your hand, you must discard down to **7** cards, placing any discarded cards in your discard pile.

Then it is your opponent's turn.



## ANATOMY OF A CARD

**A** overall card type:



**B** attack or defense value (if any)

**C** fighter allowed to use the card

**D** name of the card

**E** effect when played (if any)

**F** BOOST value

**G** deck that the card appears in

**H** number of copies in the deck



Each hero's deck is different, though they may share some cards with other heroes' decks.



## ACTION: **MANEUVER**

When you take the **maneuver** action, you first draw the top card of your deck, then you may move your fighters.

### **STEP 1: DRAW A CARD (MANDATORY)**

Draw the top card of your deck and add it to your hand.

You can have more than **7** cards in your hand during your turn, but you must discard down to **7** cards at the end of your turn.

## DRAWING CARDS

**Drawing cards — whether via the maneuver action or due to a card effect — is mandatory, unless otherwise specified.**

**When your deck is empty, your fighters are exhausted. If you need to draw a card while your fighters are exhausted, do not reshuffle your discard pile. Instead, each of your fighters immediately takes 2 damage.**



### **STEP 2: MOVE YOUR FIGHTERS (OPTIONAL)**

Your character card lists your **move** value. During this step, you may move each of your fighters, one at a time, a number of spaces equal to or less than your move value. You may also choose to **BOOST** your movement (see next page).

When you move a fighter, each space they move into must be adjacent to their previous space. You **may** move a fighter through spaces occupied by other friendly fighters (i.e., your own fighters) but they cannot end their movement in an occupied space. You may **not** move a fighter through spaces occupied by opposing fighters.

You may move your fighters in the order of your choice, but must finish each fighter's move before starting the next. You are not required to move all of your fighters the same distance as each other; you get to choose for each fighter. You are allowed to move a fighter zero spaces.

#### **NOTE**

If an effect ever lets you move your opponent's fighters, you must respect all of the same movement rules, but from your opponent's perspective.

# BOOST

When you take the **maneuver** action, you may **boost** your movement. To do this, discard 1 card from your hand and add that card's BOOST value to your move value. Ignore any effect on the discarded card.

Certain effects (like Spike's Let's Dance card) allow you to boost other things, such as the value of an attack.

Cards that can no longer legally be played — because the corresponding fighter or fighters have been defeated — may still be discarded from your hand to boost.

## 10 ACTION: SCHEME

When you take the **scheme** action, you choose a scheme card (indicated by the ⚡ icon) from your hand and play it onto the table, face up.

You must declare which of your fighters is playing the scheme card; they are the **active** fighter. Each card in your deck indicates which fighters are allowed to play it. You may not play a scheme card if the listed fighters are defeated.

Resolve the card's effect, then place the card into your discard pile.

## DISCARD PILES

Maintain your own discard pile. All cards, once played and resolved, should be placed in the discard pile. Keep your discard pile face up to differentiate it from your deck. Both you and your opponent are allowed to look through your discard pile at any time.





# ACTION: **ATTACK**

When you take the **attack** action, you must declare which of your fighters is performing the attack; they are the **active** fighter. You may not take the attack action if you do not have an attack card in hand or if none of your fighters have valid targets to attack.

## STEP 1: DECLARE TARGET

Any fighter may target a fighter in an adjacent space, regardless of what zone they are in.

Fighters with **melee** attacks (indicated by the  icon) may only target a fighter in an adjacent space.


Fighters with **ranged** attacks (indicated by the  icon) may target an adjacent fighter **or** they may target a fighter anywhere in the same zone, regardless of adjacency.

## STEP 2: CHOOSE AND REVEAL

As the attacker, you must choose an attack card from your hand and play it face down in front of you; it must be a card that your attacking fighter is allowed to use. Then the defender **may** (but is not required to) choose a defense card from their hand and place it face down in front of them; it must be a card that their defending fighter is allowed to use. Once both players have chosen their cards, reveal them at the same time.

11

## VERSATILE CARDS

Cards with the  icon are **versatile** cards. They can be used as attack cards or defense cards. Versatile cards also count as both attack cards and defense cards for the purposes of other game effects.



# ACTION: **ATTACK** (CONTINUED)

## **STEP 3: RESOLVE COMBAT**

Most cards have effects, with labels indicating when they occur: **IMMEDIATELY**, **DURING COMBAT**, or **AFTER COMBAT**. Unless otherwise specified, card effects are mandatory (which can result in dealing damage to your own fighters or other negative effects).

If two effects would ever appear to resolve at the same time, the defender's effect resolves first.

After cards have been revealed, resolve any effects that occur **IMMEDIATELY**. Then resolve any effects that occur **DURING COMBAT**.

Then determine the result of the combat. The attacker deals **damage** to the defender equal to the value of their played attack card. If the defender played a defense card, subtract the value of their played defense card first. For each damage that the defender takes, reduce that fighter's health by one, adjusting their health dial accordingly.

After the result of the combat has been determined, resolve any card effects that occur **AFTER COMBAT**. Even if a player's fighter is defeated during the combat, as long as that does not trigger the end of the game, any **AFTER COMBAT** effects of their played card still resolve.

After card effects are resolved, resolve any other game effects that occur after combat, such as a hero's special ability.

Finally, all played cards are placed in their respective discard piles.

## **WINNING THE COMBAT**

Some **AFTER COMBAT** effects check to see who **won the combat**.

The **attacker won the combat** if they dealt at least one damage to the defender from the attack itself (i.e., not from any effects).

The **defender won the combat** if they took no damage from the attack itself (even if they took damage from effects).

12

## DEFEATING A FIGHTER

When one of your fighters is reduced to zero health, for any reason, they are **defeated**.

If your hero's sidekick is defeated, immediately remove that sidekick token from the battlefield.

If your hero is defeated, you immediately lose the game.



## WINNING THE GAME

**When your opponent's hero is defeated, which happens when they are reduced to zero health, the game ends immediately and you win!**

*(In a team game, both opposing heroes must be defeated.)*

13



# COMBAT EXAMPLE

Bethany is playing **Buffy**.

Spenser is playing **Spike**.

It's Bethany's turn, and she wants to attack Spike.



14

Bethany attacks Spike with Buffy. She doesn't want to use **Daring Strike** because she thinks Spenser is holding a high defense card, and **Military Knowledge** is a Xander card. She plays **Slayer's Strength** as her attack card, face down.

Spenser plays **Leap Away** as his defense card, face down.



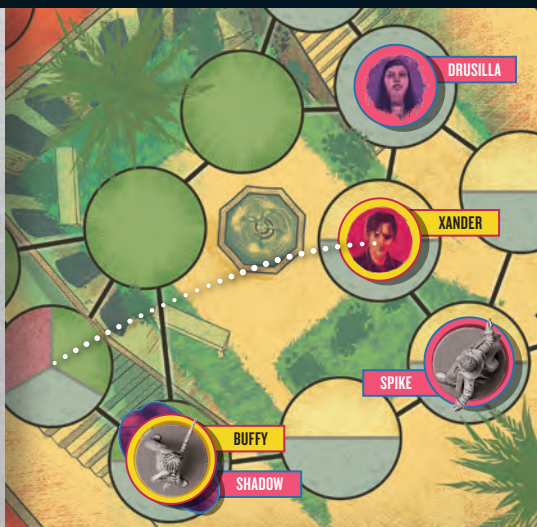
There are no **IMMEDIATELY** or **DURING COMBAT** effects. **Slayer's Strength** and **Leap Away** both have a value of 4, so the attack deals no damage. Spike wins the combat (for taking no damage).



Both cards have **AFTER COMBAT** effects. The defender (Spike) resolves **Leap Away** first. Spenser moves Buffy four spaces away, right onto a shadow token. Because Buffy's special ability lets her move through opposing fighters, Spenser can move her through Drusilla's space as part of the effect.



Now, **Slayer's Strength** resolves. Spike is no longer adjacent to Buffy, but Xander is. Bethany decides to use the effect to move Xander right next to Spike. Xander takes 1 damage from the effect, but now he's in position to use that **Military Knowledge** card to hit Spike.



# SPECIAL RULES FOR THIS SET



## BUFFY: SIDEKICKS


Before the game starts, after you know which hero your opponent is playing, choose either Giles or Xander to be Buffy's sidekick. Add the **5** cards for that sidekick to your deck and leave the others out of play. If an effect lets you return a defeated sidekick from out of play, you must return the sidekick you chose that game.



16

## WILLOW: DARK WILLOW

When Willow or Tara is dealt damage, Willow becomes Dark Willow. At the end of your turn, if Dark Willow is adjacent to Tara, she becomes Willow.

While she is Dark Willow, you must resolve effects on her cards with the  icon. If she is Willow, ignore those effects. Dark Willow effects **can** be canceled by card effects.





## SPIKE & WILLOW: BLIND BOOST

When an effect tells you to "BLIND BOOST", reveal the top card of your deck and add its BOOST value, then discard it. A BLIND BOOST does not count as drawing a card for other effects such as taking damage when you are exhausted. If your draw pile is empty, the BLIND BOOST value is treated as 0.

### EXAMPLE:

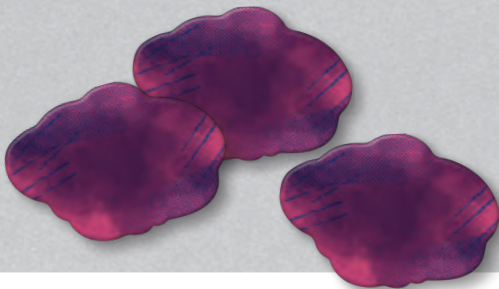
Dark Willow plays **Flayed Alive**. Her **DURING COMBAT** effect tells her to "BLIND BOOST this attack". She reveals the top card of her deck, **Swift Strike**, which has a BOOST value of 2. She places **Swift Strike** in her discard pile. The value of the attack is now 6.



17

## SPIKE: SHADOWS

Spike has 3 shadow tokens, which do not start on the board. At the start of your turn, you may place a shadow token in any space adjacent to either Spike or Drusilla. You **may** place a shadow token in a space occupied by a fighter or containing another token. If all 3 of your shadow tokens are on the board, you may move a shadow token instead. Spaces with shadow tokens are still considered to be in the zones indicated on those spaces. Shadow tokens have no effect other than as indicated on cards.



# TEAM PLAY

You can play Unmatched in **teams of 2**. Teammates sit next to each other on the same side of the battlefield, and they may communicate about their cards and tactics, but each player controls their own hero and sidekick. Your teammate's fighters are considered friendly fighters. For team play with three players, one player will control both heroes and sidekicks for one team.

Choose a battlefield with four starting spaces.  
*(Some battlefields in other sets have only two starting spaces and therefore cannot be used for team play.)*

During setup, players place their heroes in alternating order:

- ▶ First player on Team **A** places their hero in the **1** space.
- ▶ First player on Team **B** places their hero in the **2** space.
- ▶ Second player on Team **A** places their hero in the **3** space.
- ▶ Second player on Team **B** places their hero in the **4** space.

When placing their hero, each player also places their sidekick within the same zone, as normal.

During the game, players take turns in alternating order:

- ▶ First player on Team **A** takes their turn.
- ▶ First player on Team **B** takes their turn.
- ▶ Second player on Team **A** takes their turn.
- ▶ Second player on Team **B** takes their turn.

This order repeats for the rest of the game.

When a player's hero is defeated, immediately remove that hero miniature from the battlefield. That player still takes their turns as normal, as long as they have their sidekick left. If all of a player's fighters are defeated, they are eliminated and do not take any more turns.

When both heroes on one team have been defeated, the opposing team wins!



---

# ICON REFERENCE

---



This card can only be used to attack.



This card can only be used to defend against an attack.



This card can be used to attack or defend.



As an action, this card can be played for its effect.

---



This fighter may make ranged and melee attacks.



This fighter may only make melee attacks.

---

---

## CREDITS

---

*Unmatched* is a production by Restoration Games and Mondo Games (the Scoobies), which was restored from *Star Wars: Epic Duels*, designed by Craig Van Ness and Rob Daviau and published by Milton Bradley. Zone rules inspired by the Pathfinder System from *Tannhäuser*, designed by William Grosselin and Didier Poli and published by Fantasy Flight Games.

**Game Design:** Rob Daviau and Justin D. Jacobson

**Graphic Design:** Jason Taylor, Lindsay Daviau, Courtney Rhodes, Isa Daniello, and Lauren Cooke

**Illustration:** Heather Vaughan

**Project Management:** Jayme Boucher, Kimi Sandel, and Suzanne Sheldon

**Licensing:** Tim Wiesch

**Thank you to everyone who helped playtest the game!** You're all wonderful people. We mean it.

Additional thanks to Erik Ela and Drew Dougherty for their excellent work.

© 2020 Mondo Tees, LLC. Mondo and the Mondo Games logo are a trademark of Mondo Tees, LLC. The following are trademarks of Restoration Games, LLC and are used with permission: Restoration Games, the Restoration Games logo, *Unmatched*, the *Unmatched* logo, the "In Battle, There Are No Equals" tagline, and all associated trade dress. Mondo, LLC is located at 3908 Avenue B, Austin, TX 78751. Actual components may vary from those shown. Made in China. THIS PRODUCT IS NOT A TOY. NOT INTENDED FOR USE BY PERSONS 13 YEARS OF AGE OR YOUNGER.

Buffy The Vampire Slayer™ & © Twentieth Century Fox Film Corporation. All Rights Reserved.